

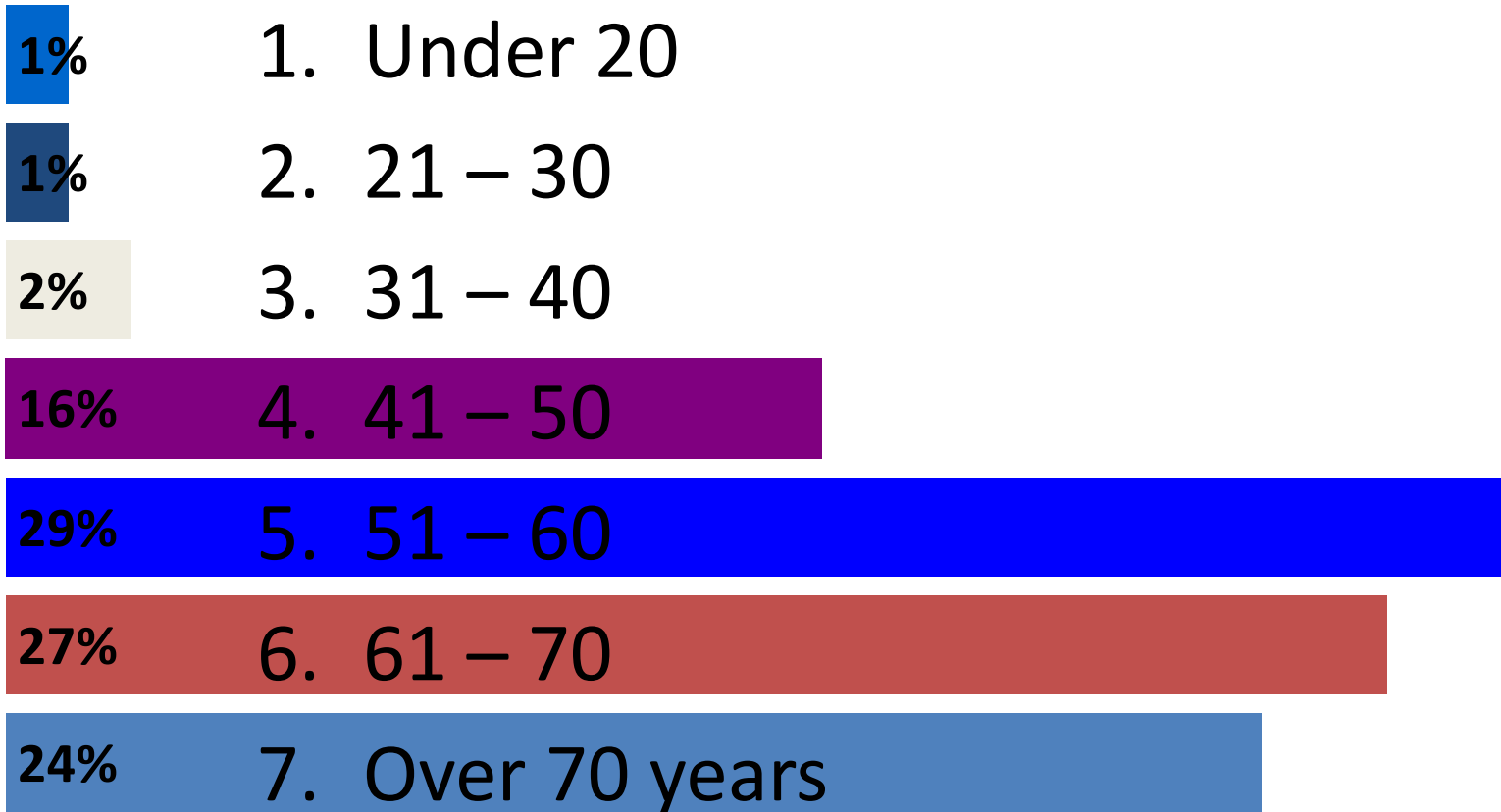
# Will the Blues win the Stanley Cup?

53% 1. It's their year – definitely

36% 2. I'd like to say yes, but I'd jinx it

11% 3. No, they're kind of like the Cubs

# How old are you?



# Where do you live

- 36% 1. In Affton, north of Gravois
- 49% 2. In Affton, south of Gravois
- 12% 3. Somewhere else in St. Louis County
- 0% 4. Somewhere else in St. Louis City
- 2% 5. Somewhere else

# Where do you work?

13%

1. In Affton, on Gravois

2%

2. Elsewhere in Affton

23%

3. Elsewhere in St. Louis County

11%

4. In St. Louis City

5%

5. Somewhere else

45%

6. I'm not currently employed

# The 4 segments as we've indicated:

- 59% 1. Make good sense.
- 33% 2. Make sense with some changes – let's talk
- 5% 3. Miss the mark – make major adjustments
- 2% 4. Make no sense – what are you thinking?

# I shop or do business on Gravois in the study area . . .

35% 1. Often (more than weekly)

31% 2. Every week or two

11% 3. About once a month

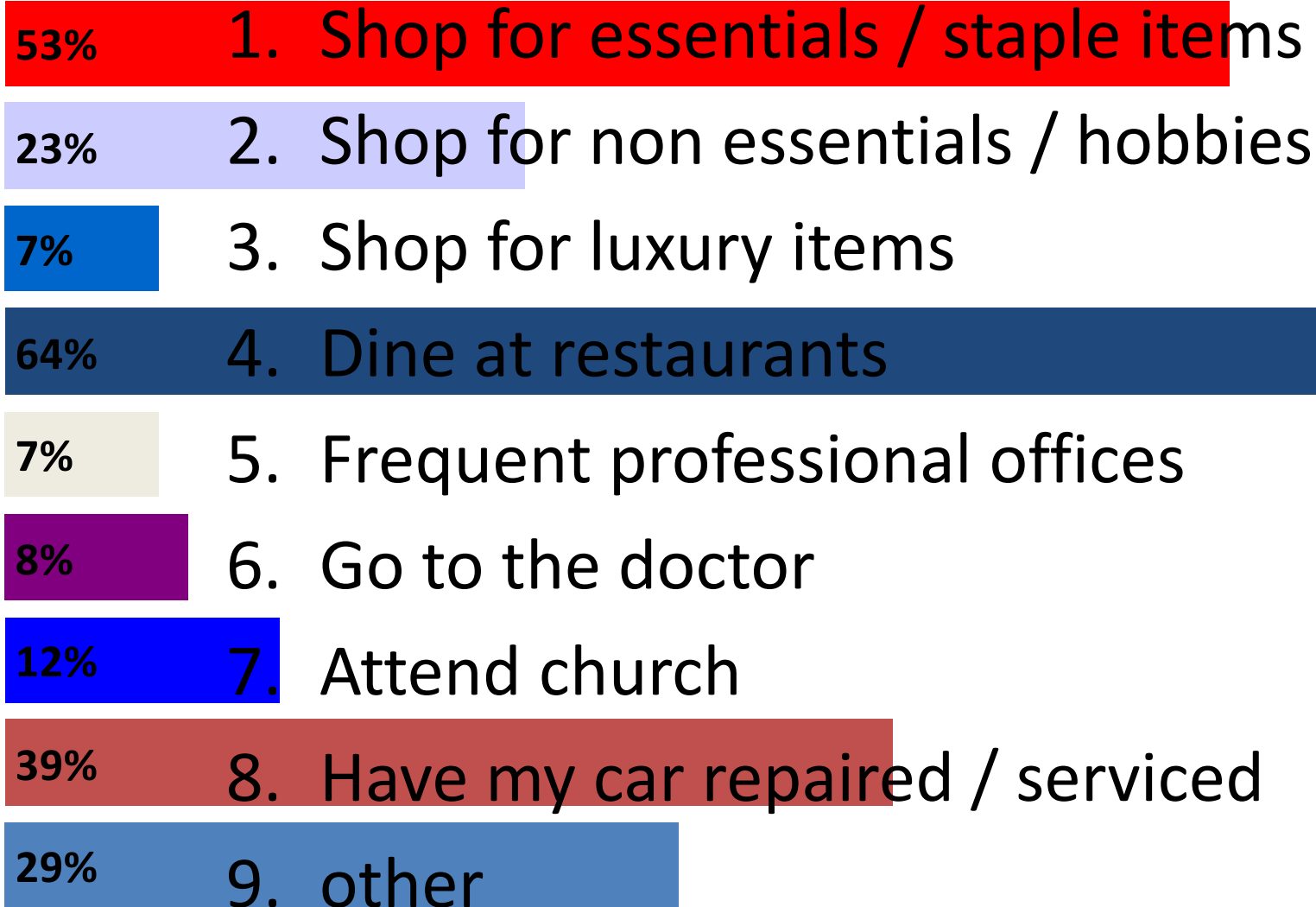
9% 4. Several times a year

14% 5. Rarely

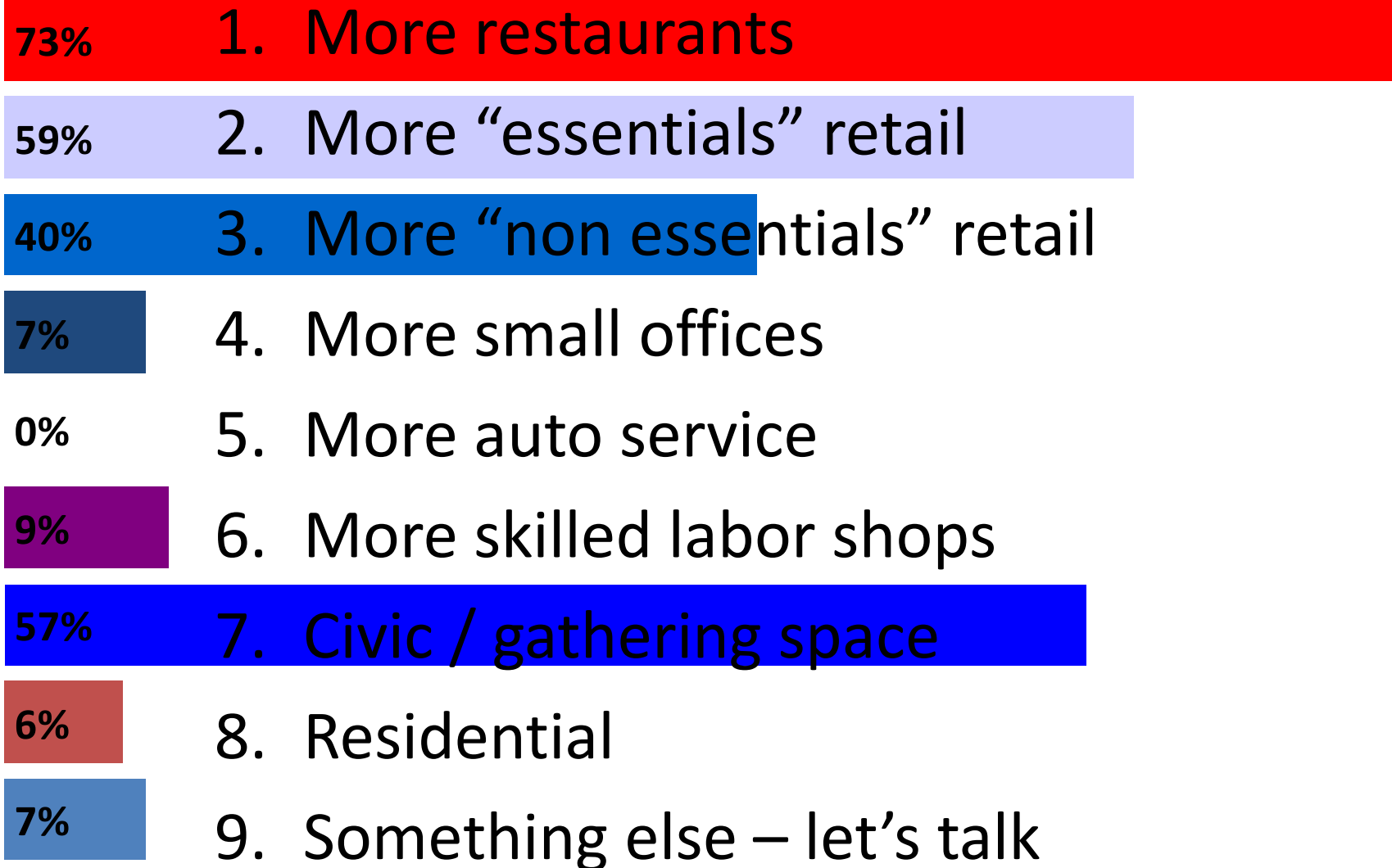
1% 6. Never

# In the study area I . . .

Select all that apply



# What types of development would you like to see in the study area? (pick 3)

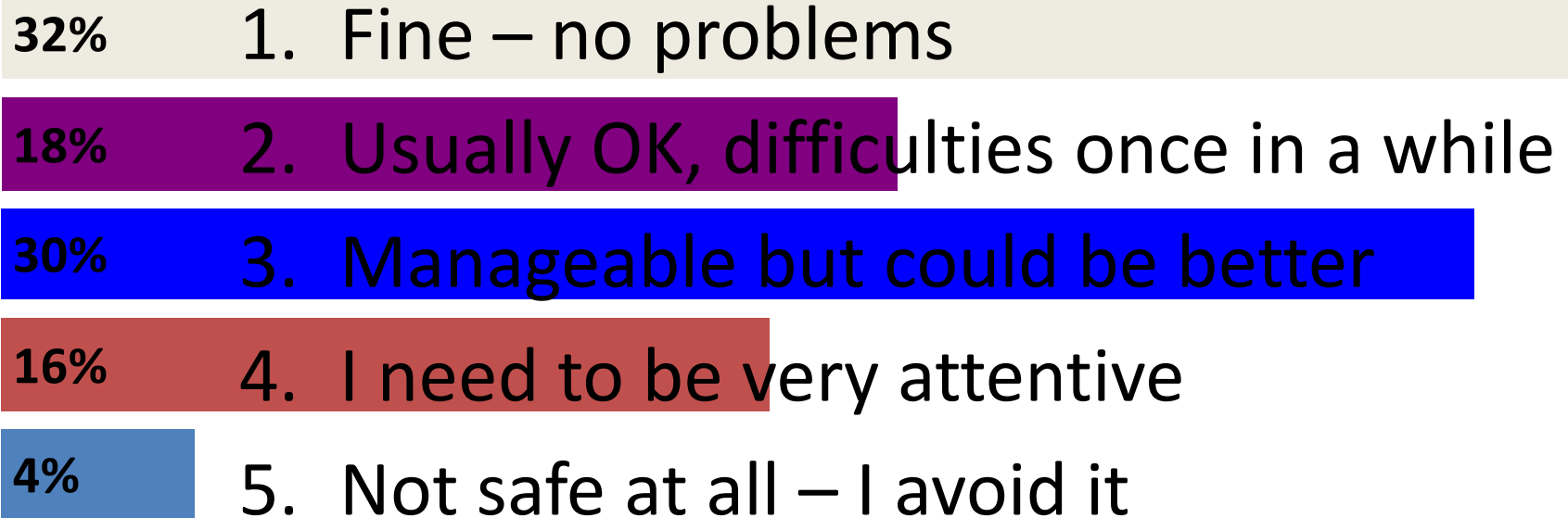




# Is parking adequate in the study area?

- 
- | Percentage | Response  |
|------------|---|
| 26%        | 1. Yes, I can always find a spot                            |
| 18%        | 2. No, there is not enough parking when I need it           |
| 56%        | 3. No, there is enough, but getting in and out is difficult |
- 26% 1. Yes, I can always find a spot
  - 18% 2. No, there is not enough parking when I need it
  - 56% 3. No, there is enough, but getting in and out is difficult

# How safe do you feel driving the corridor?

- 32% 1. Fine – no problems
  - 18% 2. Usually OK, difficulties once in a while
  - 30% 3. Manageable but could be better
  - 16% 4. I need to be very attentive
  - 4% 5. Not safe at all – I avoid it
- 
- A horizontal bar chart with five rows. Each row consists of a percentage on the left and a corresponding safety level on the right. The bars are colored as follows: 32% (light beige), 18% (purple), 30% (blue), 16% (red), and 4% (blue).
- | Percentage | Safety Level                                |
|------------|---|
| 32%        | 1. Fine – no problems                       |
| 18%        | 2. Usually OK, difficulties once in a while |
| 30%        | 3. Manageable but could be better           |
| 16%        | 4. I need to be very attentive              |
| 4%         | 5. Not safe at all – I avoid it             |

# Are the main traffic problems at Mackenzie and Weber Rd. intersections?

11% 1. Yes, all the time

35% 2. Yes, but really only at rush hour

16% 3. No, traffic seems fine in the study area

38% 4. Yes, but there are additional problem spots

# Do you walk along the corridor?

5%

1. Yes, it's fine

19%

2. Yes, but you have to be careful

12%

3. Only for short trips, only when I have to

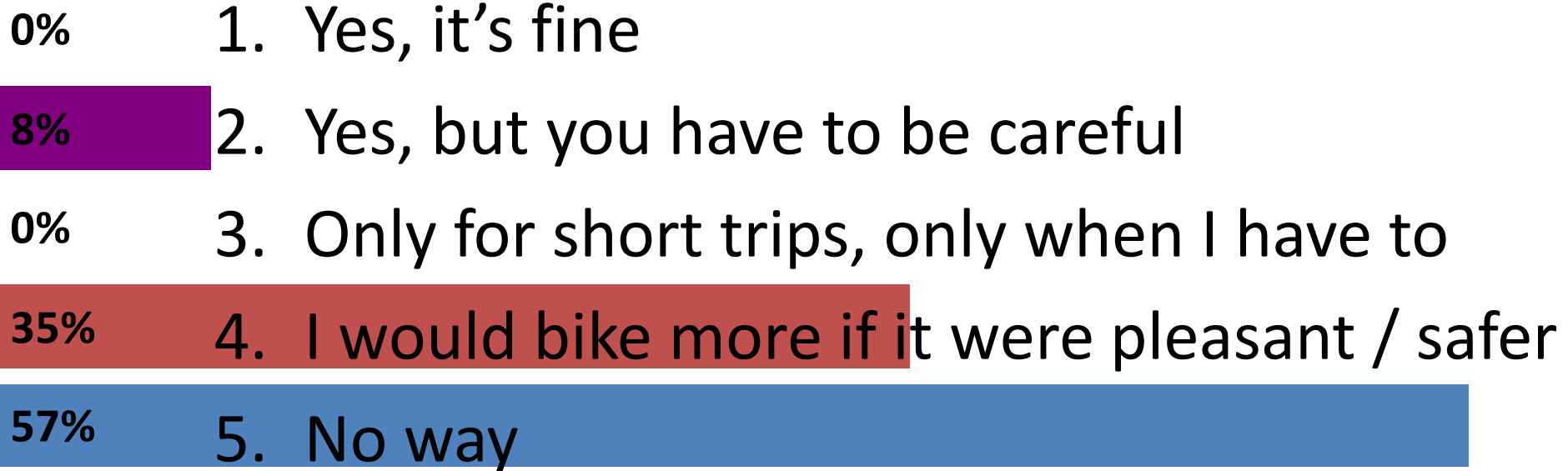
44%

4. I would walk more if it were pleasant / safer

19%

5. No way

# Do you bike along the corridor?



# Do you support improving bicycle and pedestrian paths on Gravois?

- 55% 1. Yes, it makes good sense
- 18% 2. Sure, but it's not a priority
- 10% 3. No – it's not important
- 3% 4. I don't care one way or the other
- 15% 5. I need more information to decide

# Storefronts across Gravois from Affton Plaza should . . .

- 14% 1. Retain “main street” configuration
- 29% 2. Redevelop with front parking new buildings
- 25% 3. Redevelop to expand Affton Plaza
- 3% 4. Something else – let’s talk
- 26% 5. I don’t know – need more information
- 3% 6. I don’t care one way or the other

# I would like the Mackenzie intersection area to: (pick 3)





# I would like the Heege intersection area to: (pick 3)



# My top 3 priorities for the study area are . . . (pick 3)

15% 1. More front parked redevelopment

54% 2. Mixed use development – walkable storefronts

33% 3. Improved pedestrian and bicycle access

27% 4. Improved vehicular traffic flow

8% 5. Improved bus facilities

44% 6. Added public / community / family space

22% 7. Improved lighting

34% 8. Improved aesthetics

24% 9. Environmental (flooding, plantings, etc.)